


BevPure® XL Filter Cartridges

Extended Service Life through Asymmetric PES Membrane · Sterilizing Grade

BevPure® XL Filter Cartridges have a unique membrane arrangement of single-layer asymmetric hydrophilic PES membrane. Characteristics include excellent throughput, high dirt holding capacity and durability. The extremely high flow rates in comparison to other sterilizing grade filter media can significantly reduce filtration costs.



Trap/Pre-Filtration

Microbiological Stabilization

Gas Filtration

Additional Filters

Features and Benefits


- Highly asymmetric PES membrane provides high dirt holding capacity for longer service life
- Each filter is individually Integrity Tested prior to factory dispatch
- Available in ratings from 0.1µm to 1.2µm for precise bacteria and particle removal
- Complies with Food Contact Regulations: FDA 21CFR177-182 and 1935/2004 EC

Materials of Construction

Filter Media	Asymmetric PES Membrane
Cage/Support	Polypropylene
Core/End Caps	Polypropylene

Microbiological Stability

Longer life with highly asymmetric membrane

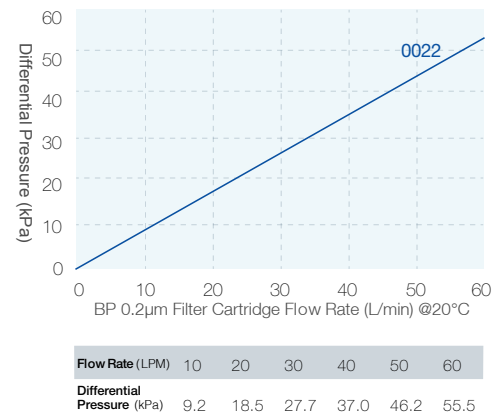




Operating Conditions

Max. Temperature	80°C
Max. Differential Pressure	4.0 bar / 21°C (forward flow) 2.4 bar / 70°C (forward flow)
Bubble Point	BP: >0.34 MPa (water), 0.22 µm BP: > 0.22 MPa(water), 0.45 µm
Diffusion Flow	DF: < 30 ml/min/10" @ 0.25Mpa(water), 0.22µm DF: < 28 ml/min/10" @ 0.16Mpa(water), 0.45 µm
Steam Sterilization (Saturated Steam)	≥100 cycles (121°C/30 min @ Max. Differential Pressure for 0.3 bar)
Hot Water Sterilization	85°C/30 min @Max. Differential Pressure for 2 bar
Cleaning Solution	2% NaOH Solution @ ≤65°C
Effective Filtration Area	0.58m ² / Φ69-10 inch

Flow Rate Characteristics



Reliable Microbiological Control

The primary purpose of a membrane filter cartridge in beverage processing is to effectively control spoilage microorganisms.

Typical Log Reduction Value (LRV)			
	<i>B.diminuta</i>	<i>Lactobacillus Brevis</i>	<i>Sasharomyces Cerevisiae</i>
0.1µm	>7/cm ²	N/A	N/A
0.2µm	>7/cm ²	N/A	N/A
0.45µm	N/A	>7/cm ²	>7/cm ²
0.65µm	N/A	>4/cm ²	>7/cm ²
1.2µm	N/A	N/A	>7/cm ²

Log Reduction Values are calculated using the following formula: $LRV = \log_{10} \left(\frac{\text{total number of organisms entering the filter}}{\text{total number of organisms exiting the filter}} \right)$

Ordering Information

BPXL	-R	Removal Ratings	End Cap	Nominal Length	Seal Material	-F
[Φ69]	Blank	0010=0.1 µm 0022=0.22 µm 0045=0.45 µm 0065=0.65 µm 0080=0.8 µm 0120=1.2 µm	DOE=Double Open End HTC=222 O-ring/Flat (PBT Insert) HTF=222 O-ring/Fin (PBT Insert) HSF=226 O-ring/Fin (PBT Insert) SSF=226 O-ring/Fin (SS Insert) SSC=226 O-ring/Flat (SS Insert) STF=222 O-ring/Fin (SS Insert, 3 Tabs)	05 = 5" 10 = 10" 20 = 20" 30 = 30" 40 = 40"	S =Silicone E =EPDM V =Viton	